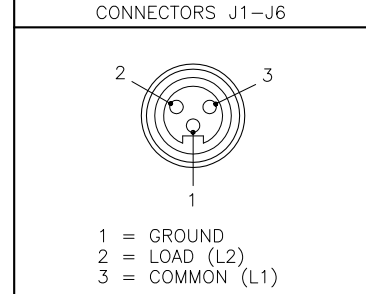
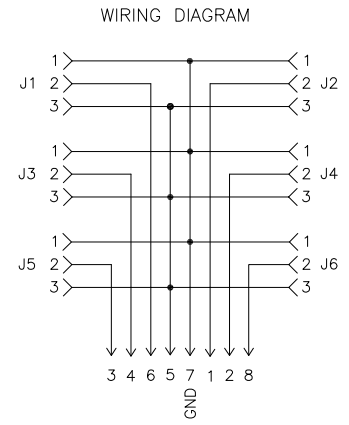
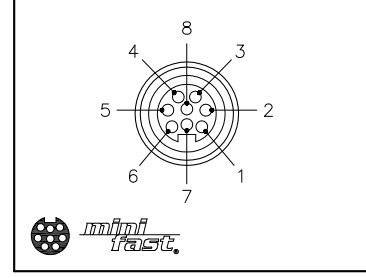


| SPECIFICATIONS                |   |
|-------------------------------|---|
| MATERIAL                      |   |
| HOUSING/COLOR                 | DIE-CAST ALUMINUM/ POWDER COAT BLACK                                  |
| RECEPTACLE                    | BRASS/NICKEL  |
| CONTACT CARRIERS/COLOR        | TPU/BLK (J1-J6), YEL (P1)   |
| CONTACTS                      | BRASS/GOLD  |
| ELECTRICAL DATA               |   |
| OPERATING VOLTAGE [V]         | 300 V   |
| OPERATING CURRENT [A]         | 4.0 AMPS PER PORT, 9.0 AMPS TOTAL                                     |
| MECHANICAL DATA               |   |
| PROTECTION CLASS to DIN 40050 | IP 67 - ONLY WHEN ALL RECEPTACLES ARE COVERED WITH PLUGS OR CONNECTED |
| OPERATING TEMPERATURE         | -30°C to +80°C (-25°F to +176°F)                                      |



CONNECTOR P1



| CABLE LENGTH | TOLERANCE   |
|--------------|---|
| ALL LENGTHS  | + 4% (OR 50mm) OF LENGTH<br>- 0% (OR 0mm) OF LENGTH<br>WHICHEVER IS GREATER |
| STRIP LENGTH | TOLERANCE   |
| 0-7mm        | ±0.5mm  |
| 8-29mm       | ±1.0mm  |
| 30-49mm      | ±2.0mm  |
| 50-69mm      | ±3.0mm  |
| 70-100mm     | ±4.0mm  |
| OVER 100mm   | ±5.0mm  |

SOURCE DRAWING - FOR REFERENCE ONLY

- NOTES:
- BOX HEIGHT IS 1.36 [34.5] NOMINAL.
  - CLEARANCE HOLE FOR 1/4-20 MOUNTING SCREWS (NOT INCLUDED).

|   |   |   |               |   |                |
|---|---|---|---------------|---|----------------|
| RELATED DOCUMENTS<br>1.<br>2.<br>3.<br>4. | 3RD ANGLE PROJECTION<br>  | THIS DRAWING IS PROPERTY OF TURCK INC. USE OF THIS DOCUMENT WITHOUT WRITTEN PERMISSION IS PROHIBITED. |               | 3000 CAMPUS DRIVE<br>MINNEAPOLIS, MN 55441<br>1-800-544-7769<br>(763) 553-7300<br>(763) 553-0708 fax<br>turck.com |                |
|   | MATERIAL  | DRFT RDS  | DATE 01/27/09 | DESCRIPTION<br>6 RKF 30-RSF80   |                |
| FINISH                                    | ALL DIMENSIONS DISPLAYED ON THIS DRAWING ARE FOR REFERENCE ONLY<br><br>CONTACT TURCK FOR MORE INFORMATION | DGSN  | SCALE 1=2.0   | IDENTIFICATION NO.<br>U0949-15  |                |
|   |   | UNIT OF MEASUREMENT<br><b>MILLIMETER [ INCH ]</b>   |               | REV<br>C  |                |
| C UPDATE BOX HEIGHT                       | RDS   | 07/08/11  | 35626         | DO NOT SCALE THIS DRAWING   |                |
| REV                                       | DESCRIPTION   | BY  | DATE          | ECO NO.   | FILE: U0949-15 |